

A COMPREHENSIVE REVIEW OF DOUBLE PASS SOLAR AIR HEATERS: BAFFLE INFLUENCE ON PERFORMANCE

Olivia Clark¹, Elijah Martinez², Mia Harris³, and William Roberts^{*4}

¹ School of Journalism, University of Southern California, USA

² Department of Sociology, University of Wisconsin-Madison, USA

³ Department of Political Science, University of Virginia, USA

^{*4} School of Journalism, University of Southern California, USA

ABSTRACT

In order to enhance rate of heat transfer to flowing air in the duct of a solar air heater (SAH), baffles on the absorber plate is considered to be an effective technique. Investigators reported various baffles geometries in literature for studying heat transfer and friction characteristics of an baffles duct of solar air heaters. In the present paper an attempt has been made to categorize and review the reported baffles used for increasing performance in Double Pass Solar Air Heaters (DPSAHs). Heat transfer coefficient and friction factor correlations developed by various investigators for baffles of solar air heaters have also been reported in the present paper.

Keywords: Solar Air Heater, Baffles.

I. INTRODUCTION

Energy is one of the many fundamental resources that our society depends on. Energy is an integral part of modern civilization, and it is mainly used in the form of electrical and thermal energy. The energy is generated by means of fossil fuels like coal, crude oil, nuclear and so on, which are exhaustive in nature and would be culminated in a couple of years. In this regard, researches are being conducted to develop new renewable energies and technologies to utilize them in efficient way. Out of the many forms of renewable energy, solar energy is the most widely available and has the largest potential to fulfil many demands without polluting the environment. SAH can also be used as an integrated system with the existing conventional dryer system such as bin drier, conveyer drier, tunnel drier and fluidized bed dryers (FBDs) to save the fuel consumption. One of the major problem associated with SAHs is low performance due to (i) low heat transfer rates from the absorber plate to the flowing air and (ii) high heat loss to the environment. The heat transfer rate can be enhanced using various elements, such as artificial roughness [1-3], extended surfaces [4,5], obstacles [6,7], blocks [8,9] and baffles [10,11]. These elements alter the flow patterns causes to turbulence in the vicinity of heated surface. The losses to the environment can be reduced by using multiple glass covers [12], multi-pass flow [13,14], selective coatings on the absorber plate [15], and honeycomb structures [16,17]. There is still a necessity to present a comprehensive of double pass SAHs. Therefore, the present paper reports the comprehensive literature review on double pass SAHs with an aim to emphasize the various configurations, and heat transfer enhancement techniques used in double pass SAH. Effects of system and operating parameters have also been discussed.

II. METHOD & MATERIAL

A simple SAH consist of a glass cover, an absorber plate, a back plate and insulations provided on the sides of the duct to reduce the conduction losses to the environment as shown in Fig. 1^[18]. Double Pass Solar Air Heater (DPSAHs) can be categorized on the basis of direction of the fluid flow i.e. counter or return flow DPSAH and parallel flow DPSAH. In counter flow type, air flows above and below the absorber plate in opposite direction while in parallel flow type, air flows both above and below the absorber plate in same direction as shown in Fig. 2(a) and (b)^[19].

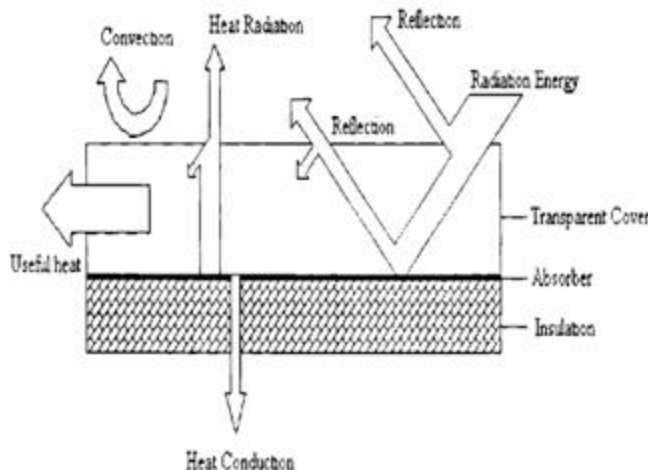


Fig. 1 Fundamentals of a flat plate SAH with flow over the absorber.[18]

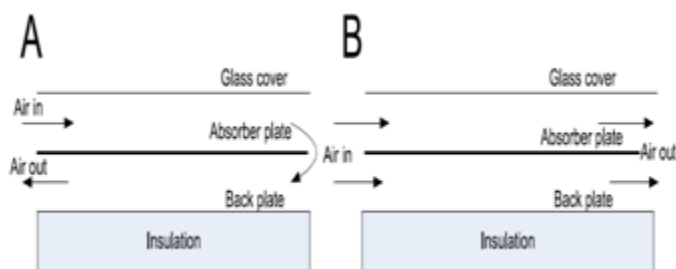


Fig. 2(a) Counter flow DPSAH with single glass cover (b) Parallel flow DPSAH. [19]

III. FACTORS AFFECTING PERFORMANCE OF COLLECTOR:

The performances of a solar collector depend on many factors, including the system and operating parameters of SAH duct. Different researchers investigated the effects of these parameters. The distinguishing factors are categorized and presented in Fig. 3[20].

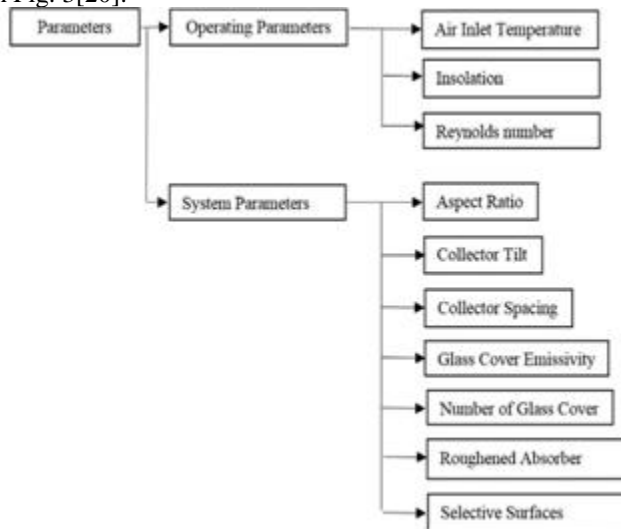


Fig. 3 Performance Factor of Collector [20].

3.1 Operating parameters

3.1.1 Air inlet temperature

Air inlet temperature significantly affects the collector performance. In previous studies, it was shown that collector performance decreases as air inlet temperature increases for similar operating and design parameters [21–22].

3.1.2 Insolation

The intensity of solar radiation greatly affects the thermal performance of a solar air collector. For a given fluid inlet temperature, a higher intensity of insolation results in higher thermal efficiency. The effect of incident insolation on collector efficiency has been discussed by Wijesundera et al. [23].

3.1.3 Reynolds number

The Reynolds number is determined in terms of the mass flow rate of a fluid. An increase in the Reynolds number of air increases the convective heat transfer coefficient, which causes better thermal performance. In addition, the collector plate temperature decreases with the mass flow rate of air and, thus, decreases heat losses to the environment. At the same time, pressure drop also increases causing a high pumping power requirement, which is inadmissible. The adverse effects of the Reynolds number on the convective heat transfer coefficient and pressure drop penalty require optimization of system parameters, thereby, maximum possible effective efficiency can be achieved.

3.2 System parameters

3.2.1 Duct aspect ratio

The duct aspect ratio (W/H) is the ratio of duct width to duct height. The selection of the duct aspect ratio is dependent upon many factors and mainly dependent on output temperature requirement. Generally, a high duct aspect ratio causes a high heat transfer rate with a rapid increase in factor increases rapidly, which does not ensure that it would provide higher thermo hydraulic performance [24].

3.2.2 Collector tilt

In order to capture the maximum amount of solar energy, the tilt angle of the collector is optimized based on many factors such as location, path of sun, weather and so on. Generally, the recommended collector tilt angles for summer and winter operation are $\phi-(10-15^\circ)$ and $\phi+(10-15^\circ)$, respectively. For the entire year, a tilt angle of approximately 0.9 times of latitude has been recommended for maximum solar energy collection [25].

3.2.3 Collector spacing

Design of the collector is dependent mainly on the requirement of output air temperature and heating capacity. Additionally, other factors are also taken into account, such as operating conditions; tilt angle and air inlet temperature. Therefore, optimized spacing between collector and glass cover is not fixed, however, typical value of spacing is used in the range of 1–6 mm.

3.2.4 Glass cover emissivity

Low-emissivity glass covers help to reduce the heat losses to the environment, leading to improved collector performance. Heat losses can be reduced up to 50% by using low emissivity glass covers [25].

3.2.5 Number of glass covers

Thermal losses can be reduced using a large number of glass covers, although, insolation reaching to absorber plate is also decreased due to decrease in overall transmittance-absorption product ($\tau\alpha$). Selections of number of covers depend on the absorber temperature. For selective surface, one cover is sufficient for optimum performance. Two covers are recommended for non-selective surfaces [23].

3.2.6 Roughened absorber

Roughness creates flow turbulence near surfaces and promotes flow mixing in low-turbulence regions, which effectively enhances the convective heat transfer coefficient and lowers the absorber plate temperature leading to lower thermal losses. Roughness also causes

3.2.7 Selective surfaces

Characteristics of selective surface are to absorb maximum insolation without exhibit much more radiative losses. Selective surface is obtained by coating the layer of such materials which have high value of absorptivity and low

value of emissivity without affecting the life of collector. Black chrome on bright nickel is considered to be as the best selective surface which has 0.96 absorptivity and 0.07 emissivity.

IV. PERFORMANCE OF DPSAH

The double pass solar air heater are of mainly two types depending on the fluid flow direction namely counter or return flow double pass solar air heater and parallel pass double duct solar air heater.

4.1 Performance of Simple DPSAH:

The analysis of parallel pass arrangement i.e. Fig. 1(c) heat collected in the lower and upper channel per unit area is defined as;

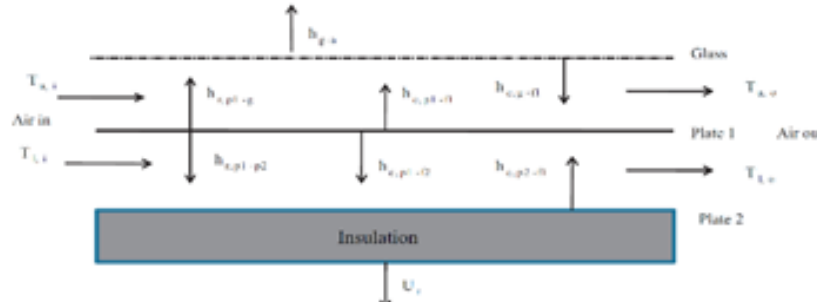


Fig. 4 Schematic diagram of parallel pass double duct solar air heater [26]

$$q_1 = h_{c,p-l}(T_p - T_l) + h_{c,l-b}(T_b - T_l) \dots (1)$$

$$q_2 = h_{c,g-u}(T_p - T_u) + h_{c,u-p}(T_p - T_a) \dots (2)$$

$$Q_l = m_l C_p (T_{l,fo} - T_{l,fi}) \dots \dots \dots (3)$$

$$Q_u = m_u C_p (T_{u,fo} - T_{u,fi}) \dots \dots \dots (4)$$

$$Q_t = Q_l + Q_u \dots \dots \dots (5)$$

$$\eta = \frac{Q_t}{AS}$$

4.2 Double-pass flat plate solar air heater with Baffles:

With the first law of thermodynamics and based on the Naphon and Kongtragood's model [27], Naphon developed a mathematical model for double-pass flat solar air heater with longitudinal fins. Using the assumption proposed in the case of double pass solar air heater with porous media, the following equations have been developed:

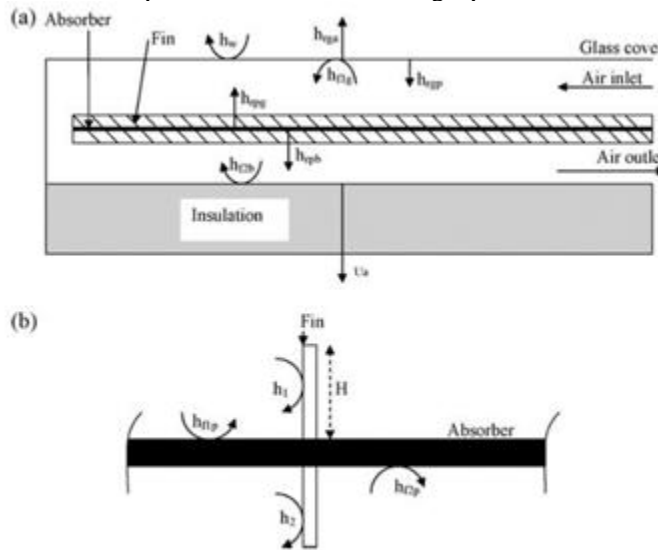


Fig. 5(a) Schematic diagram of the solar heater (b) Schematic diagram of fin section [27].

For the glass cover:

$$\alpha_g S = h_w(T_g + T_a) + h_{cf1cg}(T_g + T_{f1}) + T_{rgp}(T_g + T_p) + h_{rag} \dots (6)$$

For the First Pass of Air:

$$mC_f \frac{dT_{f1}}{dx} = h_{cf11g}(T_g - T_{f1}) + h_{cf1p}(T_p - T_{f1}) + \frac{N}{A_{frontal}} \int_{z=0}^{z=H} 2Lh_1 (T_{v1} - T_{f1}) dz \dots (7)$$

For Upper Fin:

$$\frac{N}{A_{frontal}} \int_{z=0}^{z=H} 2Lh_1 (T_{v1} - T_{f1}) dz = \frac{N}{A_{frontal}} (-kA \frac{dT_{v1}}{dz})_{z=0} \dots (8)$$

For Absorber plate:

$$I \alpha_p \tau_c = h_{f1p}(T_p - T_{f1}) + h_{f2p}(T_p - T_{f2}) + h_{r,cp}(T_p - T_c) + h_{r,cb}(T_p - T_b) + \frac{N}{A_{frontal}} (-kA_{s,f} \frac{dT_{v1}}{dz})_{z=0} + \frac{N}{A_{frontal}} (-kA_{s,f} \frac{dT_{v2}}{dz})_{z=0} \dots (9)$$

For lower fin:

$$\frac{N}{A_{frontal}} \int_{z=0}^{z=H} 2Lh_2 (T_{v2} - T_{f2}) dz = \frac{N}{A_{frontal}} (-kA \frac{dT_{v2}}{dz})_{z=0} \dots (10)$$

For Second Air Stream:

$$mC_f \frac{dT_{f2}}{dx} = h_{f2p}(T_p - T_{f2}) + h_{f2p}(T_p - T_{f2}) + \frac{N}{A_{frontal}} \int_{z=0}^{z=H} 2Lh_2 (T_{v2} - T_{f2}) dz \dots (11)$$

For bottom plate:

$$0 = h_{f2b}(T_b - T_{f2}) + h_{r,pb}(T_b - T_p) + U_a(T_b - T_a)$$

Table 1A summary of various investigations based on the double-pass SAH using extended surfaces

Year	Author	Study Type	Flow	System	Result
1997	Metwally et al. [28]	Experimental	Parallel	Corrugated absorber, multi-layer mesh	Efficiency was enhanced by 75% in comparison to smooth collector
2002	Yeh et al. [29]	Both	Parallel	Fins attached to absorber	Highest efficiency was reported for equal mass flow rate of air in both passes.
2005	Naphon [30]	Theoretical	Counter	Longitudinal fins	Thermal efficiency increased with number of fins and fin height
2009	Ho et al. [31]	Both	Counter	Baffled absorber	Collector efficiency increased with increase in recycle ratio and mass flow rate
2009	Ozgen et al. [45]	Experimental	Parallel	Aluminium cans	Optimum efficiency was found for mass flow rate of 0.05 kg/s.
2009	Yeh and Ho [21]	Theoretical	Counter	Fins	Enhancement in efficiency increases with increase in reflux ratio
2011	Ho et al. [32]	Theoretical	Counter	Fins	Efficiency was improved by 80% using recycle operations.
2011	Fudholi et al. [33]	Theoretical	Parallel	Longitudinal fins	Maximum efficiency was increased upto 75%
2013	Fudholi et al. [34]	Both	Counter	Finned absorber	Optimum efficiency was obtained as 77% at a mass flow rate of 0.09 kg/s.
2006	Karim and Hawaldar [35]	Both	Parallel	Fins and V-corrugated absorber	Efficiency of V-corrugated was improved by 5–11% with respect to smooth duct.
2011	Ei-Sebaili et al. [14]	Both	Parallel	V-corrugated absorber	Efficiency of V-corrugated was improved by 11–14% with respect to smooth duct.

2015	Mahmood et al. [36]	Experimental	Counter	Transverse fins with wire mesh	Maximum efficiency was reported as 62.50%.
2012	Sharma et al. [37]	Experimental	Counter	Ribs in V shape	Nusselt number was found to be a strong function of roughness parameters.
2013	Sharma et al. [38]	Experimental	Counter	V ribs roughness	Maximum enhancement in Nusselt number and friction factor was 1.7 and 1.9, respectively.
2014	Rawat and Juarker [39]	Experimental	Counter	V ribs roughness	Maximum efficiency was reported as 93%.
2013	Dogra [40]	Experimental	Counter	Transverse ribs	Maximum thermal and thermo-hydraulic efficiency were ported at relative pitch of 10°.
2014	Kumar et al. [41]	Experimental	Counter	Inclined continuous ribs	Maximum efficiency was reported as 93.5%.
2015	Singh et al. [42]	Experimental	Counter	Transverse ribs	Maximum enhancement in Nusselt number and friction factor was 1.28 and 1.17, respectively.
2016	Dehariya and Juarker [43]	Experimental	Counter	Desecrate Square ribs	Maximum efficiency was reported as 93%.
2016	Ravi and Saini [44]	Experimental	Counter	Multi V ribs in desecrate form	Maximum enhancement in Nusselt number and friction factor was 3.4 and 2.5, respectively.

V. CONCLUSION

Key results of different researches have also been summarized for ready reference. Based on the literature review conducted in this paper, following conclusions have been drawn.

1. Double pass SAH has better efficiency which is about 10–15% higher than that of the single pass arrangement operating at similar flow conditions. Furthermore, counter flow with recycle operation configuration perform best.
2. Substantial experimental and analytical research has been conducted on extended surfaces such as fins, wires, and corrugated absorbers and considerable heat transfer enhancements have been obtained along with pressure drop penalties.
3. Very few studies are available on artificial roughness and more work is required to investigate this technique because it offers superior hydraulic performance.
4. A considerable amount of research has been conducted on heat transfer and pressured drops in packed beds consisting of packing elements of different materials. The absorption of insolation in a porous matrix occurs layer by layer, which is more effective and results in the reduction of the temperature at the top layer of the porous matrix. Therefore, the energy loss from the top of the collector is reduced.
5. Considerable amount of research work has been carried out on heat transfer and pressured drop in packed beds having different packing elements of different material. Absorption of insolation in porous matrix is layer by layer which is more effective resulting in the reduction of top layer temperature of porous matrix and therefore, the energy loss from the top of the collector is reduced.
6. Double pass counter flow solar air collector with porous matrix in the lower passage significantly improved thermal performance of double pass SAH.

There are lots of scopes for future study of double pass SAHs are available which includes the study of various roughness on both sides of absorber, integration of heat storage with absorber, usage of perforated fins and obstacles etc.

VI. ACKNOWLEDGEMENTS

I offer my sincere gratitude and respect to my guide Dr. Kalpesh V. Modi, and Mr A R Patel for their invaluable guidance and suggestions to me during my work. In spite of having his busy schedule, they have always ready to help at any time. I consider myself extremely fortunate to have the opportunity of associating myself with them during my work. This work was made possible by their patience and persistence. Last but not the least, I wish to express my sincere thanks to all friends for their goodwill and constructive ideas throughout the period.

REFERENCES

1. Saini RP, Verma J. Heat transfer and friction factor correlations for a duct having dimple-shape artificial roughness for solar air heaters. *Energy* 2008; 33:1277–87.
2. Prasad BN, Behura AK, Prasad L. Optimization of thermo hydraulic performance in three sides artificially roughened solar air heater. *Sol Energy* 2015; 105:313–9.
3. Saini SK, Saini RP. Development of correlations for Nusselt number and friction factor for solar air heater with roughened duct having arc-shaped wire as artificial roughness. *Sol Energy* 2008; 82:1118–30.
4. Saini RP, Saini JS. Heat transfer and friction factor correlations for artificially roughened ducts with expanded metal mesh as roughness element. *Int J Heat Mass Transf* 1997; 40:973–86.
5. Gupta MK, Kaushik SC. Performance evaluation of solar air heater having expanded metal mesh as artificial roughness on absorber plate. *Int J ThermSci* 2009; 48:1007–16.
6. Alam T, Kim M. Numerical study on thermal hydraulic performance improvement in solar air heater duct with semi ellipse shaped obstacles. *Energy* 2016; 112:588–98.
7. Bekele A, Mishra M, Dutta S. Performance characteristics of solar air heater with surface mounted obstacles. *Energy Convers Manag* 2014; 85:603–11.
8. Alam T, Saini RP, Saini JS. Experimental investigation on heat transfer enhancement due to V-shaped perforated blocks in a rectangular duct of solar air heater. *Energy Convers Manag* 2014; 81:374–83.
9. Alam T, Saini RP, Saini JS. Effect of circularity of perforation holes in V-shaped blockages on heat transfer and friction characteristics of rectangular solar air heater duct. *Energy Convers Manag* 2014; 86:952–63.
10. Karwa R, Maheshwari BK, Karwa N. Experimental study of heat transfer enhancement in an asymmetrically heated rectangular duct with perforated baffles. *IntCommun Heat Mass Transf* 2005; 32:275–84.
11. Karwa R, Maheshwari BK. Heat transfer and friction in an asymmetrically heated rectangular duct with half and fully perforated baffles at different pitches. *IntCommun Heat Mass Transf* 2009; 36:264–8.
12. Mohamad AA. High efficiency solar air heater. *Sol Energy* 1997; 60:71–6.
13. Ramadan MRI, El-Sebaï AA, Aboul-Enein S, El-Bialy E. Thermal performance of a packed bed double-pass solar air heater. *Energy* 2007; 32:1524–35.
14. El-Sebaï AA, Aboul-Enein S, Ramadan MRI, Shalaby SM, Moharram BM. Investigation of thermal performance of double pass-flat and v-corrugated plate solar air heaters. *Energy* 2011; 36:1076–86.
15. Duffie JA, Beckman WA. *Solar Engineering Thermal Processes*. New York: John Wiley; 1991.
16. Hollands KTG. Honeycomb devices in flat-plate solar collectors. *Sol Energy* 1965; 9:159–64.
17. Buchberg H, Edwards DK. Design consideration for solar collectors with cylindrical glass honeycombs. *Sol Energy* 1976; 18:193–203.
18. H. F. Oztop, F. Bayrak, A. Hepbasli, “Energetic and exergetic aspects of solar air heating solar collector systems.” *Renew. Sustain. Energy Rev.*, 2013, 21, 59–83.
19. R K Ravi n, R P Saini “A review on different techniques used for performance enhancement of double pass solar air heaters” *Renewable and Sustainable Energy Reviews*. 2016. 941–95.
20. T. Alam, M.H.Kim”Performance improvement of double-pass solar air heater – A state of art of review” *Renewable and Sustainable Energy Reviews* 2017 779–793.
21. Yeh HM, Ho C. Effect of external recycle on the performances of flat-plate solar air heaters with internal fins attached. *Renew Energy* 2009; 34:1340–7.
22. Ho CD, Yeh HM, Wang RC. Heat-transfer enhancement in double-pass flat-plate solar air heaters with recycle. *Energy* 2005; 30:2796–817.
23. Wijesundera NE, Ah LL, Tjioe LE. Thermal performance study of two-pass solar air heaters. *Sol Energy* 1982; 28:363–70.
24. Shui L, Gao J, Shi X, Liu J. Effect of duct aspect ratio on heat transfer and friction in steam-cooled ducts with 60° angled rib turbulators. *ExpTherm Fluid Sci* 2013; 49:123–34.
25. Sukhatme SP. *Solar energy: principles of thermal collection and storage, 9th ed.* New Delhi: Tata McGraw-Hill; 2003.

26. S.Chamolias, R.Chauhana, N.S. Thakura, J.S. Sainib "A review of the performance of double pass solar air heater" *Renewable and Sustainable Energy Reviews* 2012 481– 492.
27. P. Naphon "On the performance and entropy generation of the double-pass solar air heater with longitudinal fins" *Renewable Energy* 2005 1345–1357.
28. Metwally MN, Abou-Ziyan HZ, El-Leathy AM. Performance of advanced corrugated duct solar air collector compared with five conventional designs. *Renew Energy* 1997; 10:519–37.
29. Yeh HM, Ho CD, Hou JZ. Collector efficiency of double-flow solar air heaters with fins attached. *Energy* 2002; 27:715–27.
30. Naphon P. On the performance and entropy generation of the double-pass solar air heater with longitudinal fins. *Renew Energy* 2005; 30:1345–57.
31. Ho CD, Yeh HM, Cheng TW, Chen TC, Wang RC. The influences of recycle on performance of baffled double-pass flat-plate solar air heaters with internal fins attached. *Appl Energy* 2009; 86:1470–8.
32. Ho CD, Yeh HM, Chen TC. Collector efficiency of upward-type double-pass solar air heaters with fins attached. *Int Commun Heat Mass Transf* 2011; 38:49–56.
33. Fudholi A, Sopian K, Ruslan MH, Othman MY, Yahya M. Thermal efficiency of double pass solar collector with longitudinal fins absorbers. *Am J Appl Sci* 2011; 8:254–60.
34. Fudholi A, Sopian K, Othman MY, Ruslan MH, Bakhtyar B. Energy analysis and improvement potential of finned double-pass solar collector. *Energy Convers Manag* 2013; 75:234–40.
35. Karim MA, Hawlader MNA. Performance investigation of flat plate, v-corrugated and finned air collectors. *Energy* 2006; 31:452–70.
36. Mahmood AJ, Aldabbagh LBY, Egelioglu F. Investigation of single and double pass solar air heater with transverse fins and a package wire mesh layer. *Energy Convers Manag* 2015; 89:599–607.
37. Sharma A, Varun, Bhardwaj G. Effect of artificial roughness on heat transfer and friction factor in a solar air heater. *Int J Mech Ind Eng* 2012; 2:56–60.
38. Sharma A, Varun, Kumar P, Bharadwaj G. Heat transfer and friction characteristics of double pass solar air heater having V-shaped roughness on the absorber plate. *J Renew Sustain Energy* 2013; 5:1–15.
39. Rawat DS, Jaurker AR. Performance evaluations of two pass solar air heater using 60 inclined v-shaped ribs on absorber plate. *Int J Eng Sci Invent* 2014; 3:1–10.
40. Dogra S. Effect of artificial roughness on thermal and thermohydraulic efficiency in rectangular duct of a double pass solar air heater by using transverse ribs on the absorber plate. *Int J Mod Eng Res* 2013; 3:2271–4.
41. Vishwakarma YK, Vshvkarma, Jaurker AR. Performance evaluation of a double pass solar air heater with inclined continuous ribs on absorber plate. *Int J Eng Sci Res Technol* 2014; 3:157–66.
42. Tated MK, Singh DP, Dogra S. Heat transfer and friction factor characteristics of double pass solar air heater using w-shaped artificial roughness ribs. *J Mech Civil Eng* 2015:25–30.
43. Dehariya SK, Jaurker AR. Experimental analysis for enhancement of heat transfer in two pass solar air heater duct by using square rib in discrete geometry. *Int Res J Eng Technol* 2016; 3:1839–46.
44. Ravi RK, Saini RP. Experimental investigation on performance of a double pass artificial roughened solar air heater duct having roughness elements of the combination of discrete multi V shaped and staggered ribs. *Energy* 2016; 116:507–16.
45. Ozgen F, Esen M, Esen H. Experimental investigation of thermal performance of a double-flow solar air heater having aluminium cans. *Renew Energy* 2009; 34:2391–8.